

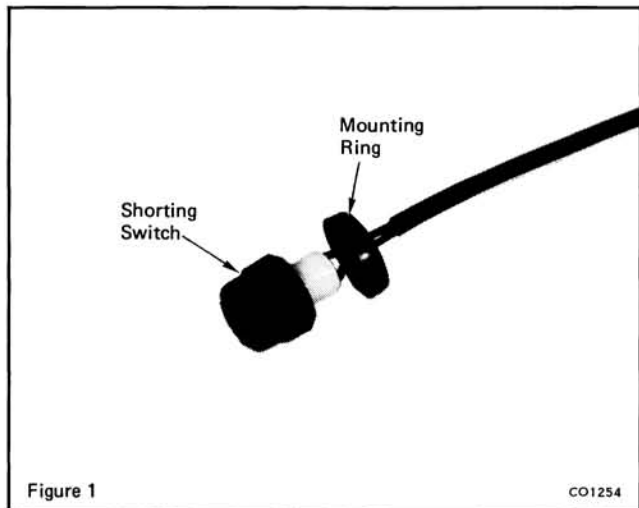


Shorting Switch And Mounting Ring P/N 389856

Preface

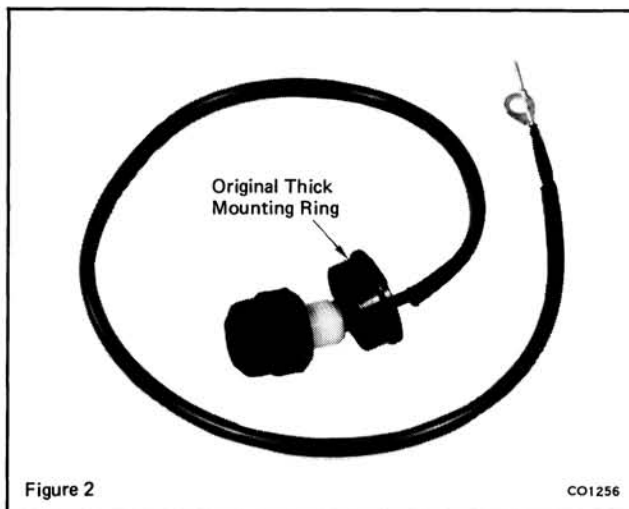
To insure a water tight seal over the shorting switch on all engines.

When purchasing a replacement Shorting Switch, you will receive it with a Mounting Ring part number 324041, as shown in Figure 1.

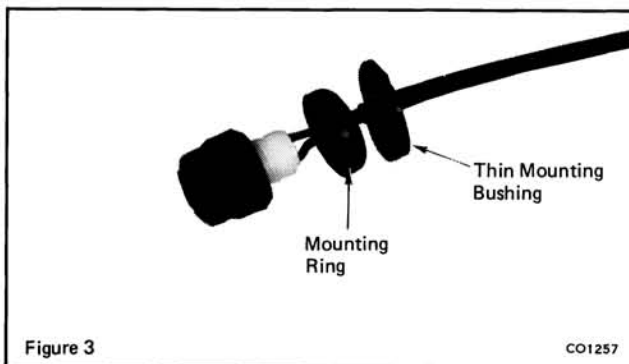


On 6 through 50 rope start outboard models with the exception of the 9.9 and 15, use switch and mounting ring furnished in kit.

On 1978 9.9 and 15 outboard models, discard mounting ring from this kit. Use original plastic ring on engine with new switch as shown in Fig. 2.



On 1977 and earlier 9.9 and 15 outboard models, you will use the original mounting bushing plus the mounting ring furnished in the kit as shown in Figure 3.



Product Reference & Illustration

When reference is made to a brand name, product or specific tool, an equivalent product may be used in place of the referred to product. Substitute products used must have equivalent characteristics, including type, strength, and material. Incorrect substitution may result in product malfunction and possible injury to the operator and/or passengers.

All photographs and illustrations used may not necessarily depict actual models or equipment, but are intended only for reference. Specifications used are based on the latest product information available at the time of publication.